

Uninsured in New Jersey by County: How Many are Eligible for New Coverage under the ACA?

Dorothy Gaboda, M.S.W., Ph.D.

Kristen Lloyd, M.P.H.

Jose Nova, M.S.

Joel C. Cantor, Sc.D.

May 2013

Preparation of this report was funded by the Robert Wood Johnson Foundation

Data Source and Methods

- All data are based on the 2011 American Community Survey (ACS), using enhanced public use data from the IPUMS-USA.*
- These data reflect only the population aged 0-64 who have family incomes 0-400% of the Family Poverty Guideline (FPG).
- Family income is based on a health insurance eligibility unit (HIEU), that is the family unit that is most commonly eligible for health insurance coverage (e.g., spouses, parents and their children).
- Individuals living in institutional group quarters (e.g., correctional facilities, mental institutions, nursing homes) are excluded.
- Numbers are not adjusted to remove individuals who are undocumented.
- The ACS does not support separate estimates for Gloucester and Salem counties, so uninsured numbers are shown for these two counties combined.

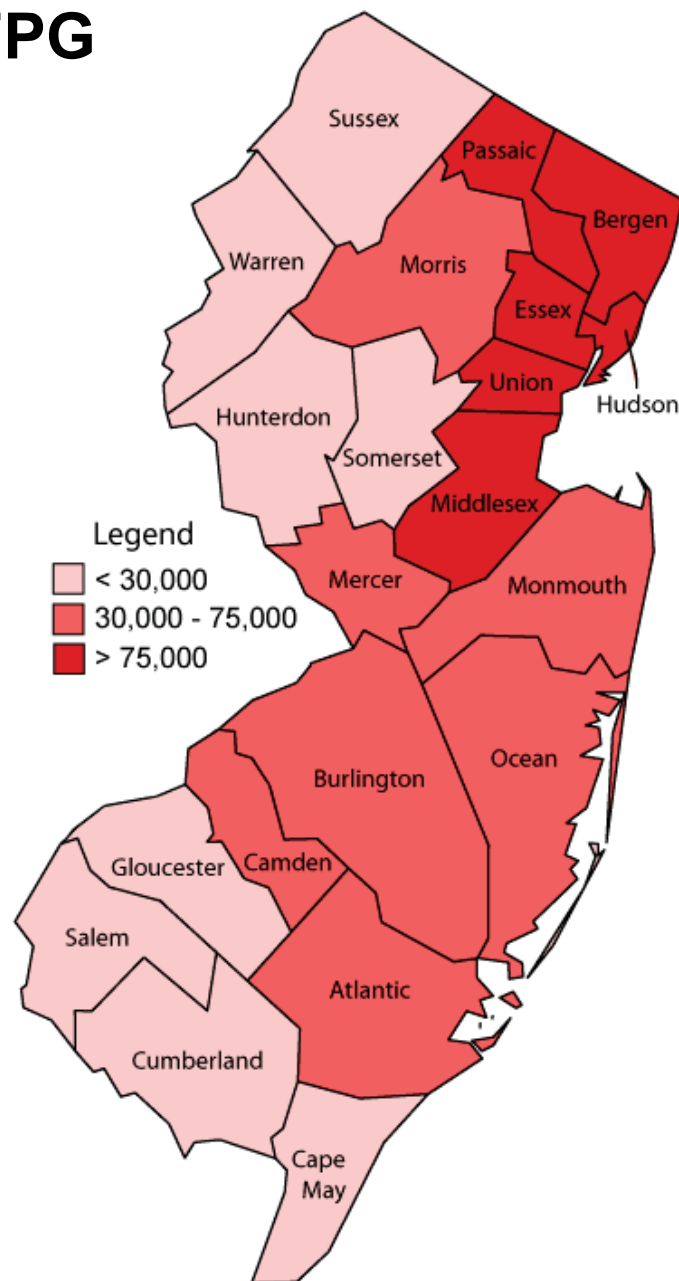
*Steven Ruggles, J. Trent Alexander, Katie Genadek, Ronald Goeken, Matthew B. Schroeder, and Matthew Sobek. *Integrated Public Use Microdata Series: Version 5.0* [Machine-readable database]. Minneapolis: University of Minnesota, 2010.

Number of Uninsured 0-400% FPG by County, Ages 0-64

- Overall, 993,185 uninsured individuals with family incomes 0-400% FPG reside in New Jersey. Under the ACA, most of these will be eligible for Medicaid or subsidized coverage through the exchange.
 - Essex, Hudson and Middlesex Counties each has over 100,000 uninsured residents, and 60% of uninsured residents of NJ reside in the counties shown in dark red.
 - The seven counties shown in medium red are home to an additional 30% of uninsured residents.
 - However, nearly 105,000 uninsured individuals live in the eight counties shown in light red, and the dispersion of these people over a large geographic area may present special challenges to outreach and education about new opportunities for coverage.

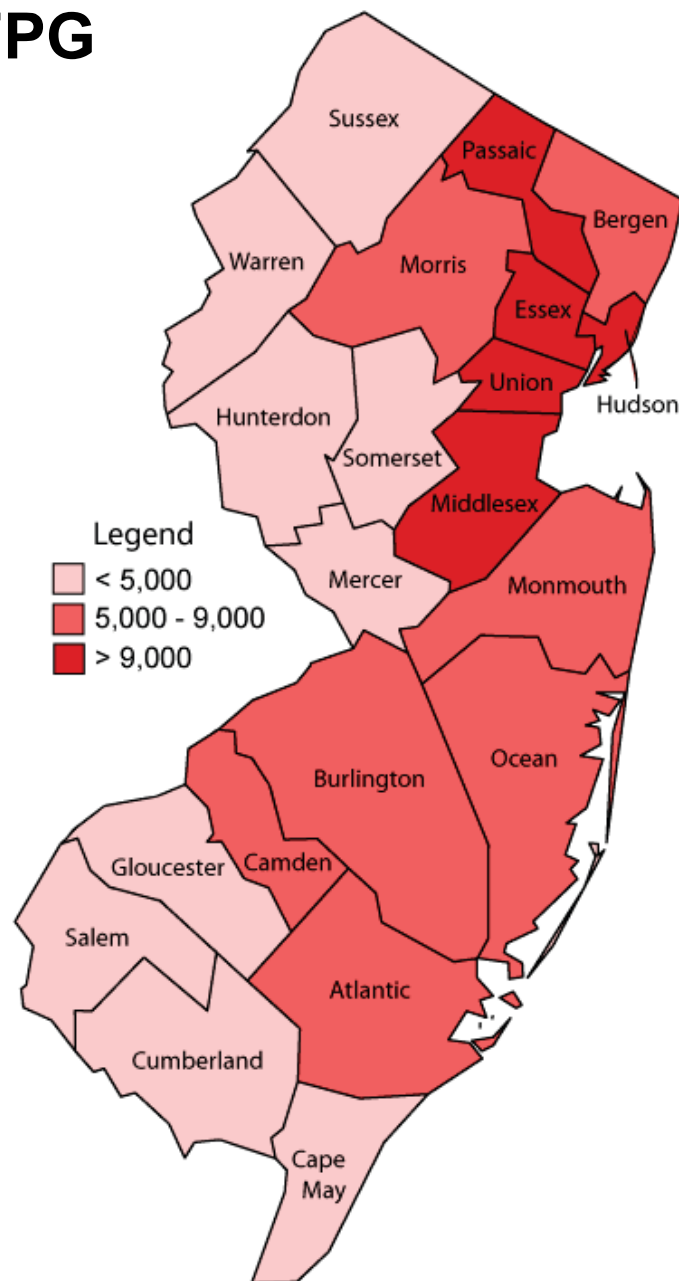
Data from 2011 American Community Survey

Center for State Health Policy



Number of Uninsured 0-400% FPG by County, Ages 0-18

- Overall, NJ is home to 107,414 uninsured children in families 0-400% FPG, and 96% of these children are income-eligible for Medicaid.
- Essex County is home to the largest number of uninsured children, followed by Middlesex, Hudson, Passaic, and Union Counties.
 - Over half of uninsured children live in these five counties (dark red).
 - An additional 37% live in the seven counties shown in medium red.
 - However, over 10,000 uninsured children reside in the nine counties shown in light red. Their dispersion over a large geographic area may pose special challenges for outreach and education.



Data from 2011 American Community Survey

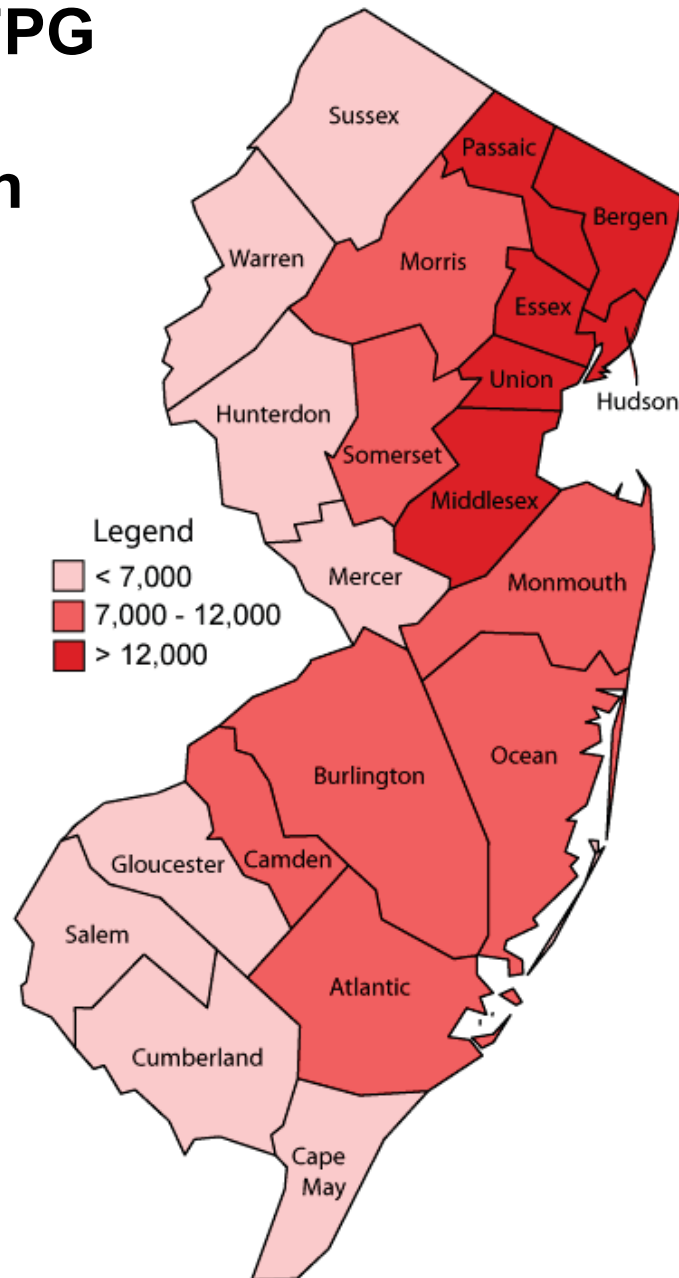
Number of Uninsured 0-400% FPG by County, Ages 19-64: Adults with Dependent Children

- Overall, there are 236,544 uninsured adults with dependent children 0-400% FPG, and 46% of these are income-eligible for Medicaid under the ACA.

- Essex, Middlesex, Hudson, Passaic, Bergen and Union Counties (dark red) are home to 60% of uninsured parents. Of these, slightly less than half are income-eligible for Medicaid.

- The seven counties shown in medium red contain an additional 30% of uninsured parents.

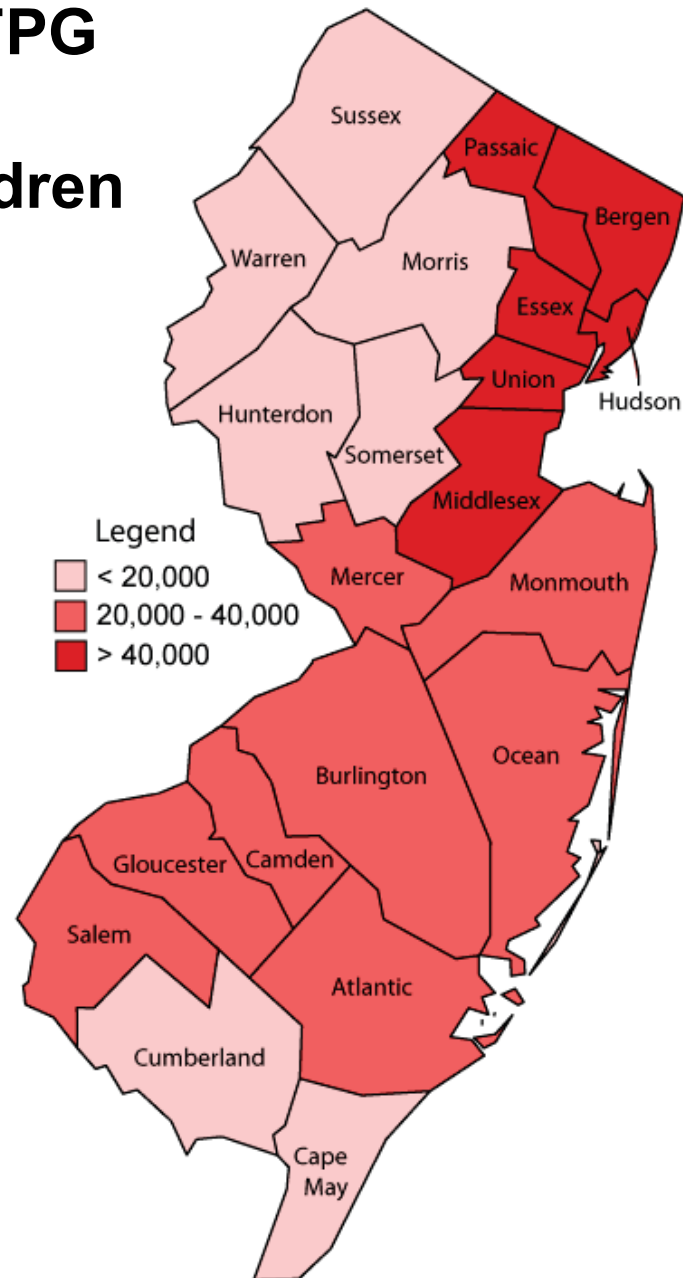
- However, about 23,000 uninsured parents reside in the eight counties shown in light red.



Number of Uninsured 0-400% FPG by County, Ages 19-64: Adults without Dependent Children

- Overall, NJ is home to 649,227 uninsured adults without dependent children 0-400% FPG, and 52% of these are income-eligible for Medicaid under the ACA.

- The six counties shown in dark red are home to 60% of uninsured childless adults.
- The eight counties shown in medium red are home to an additional 30% of uninsured childless adults.
- However, over 68,000 childless adults reside in the seven counties shown in light red.



Data from 2011 American Community Survey

Center for State Health Policy

New Jersey Uninsured 0-400% FPG by County, Ages 0-64

County	Number	% of NJ Uninsured	Ages 0-18	Ages 19-64 with Dependent Children	Ages 19-64 without Dependent Children
Atlantic	37,512	3.8	5,594	8,516	23,402
Bergen	85,081	8.6	7,336	22,132	55,613
Burlington	35,157	3.5	5,915	7,477	21,765
Camden	54,593	5.5	5,041	11,807	37,745
Cape May	9,253	0.9	647	2,349	6,257
Cumberland	20,912	2.1	2,258	5,931	12,723
Essex	130,263	13.1	13,725	29,127	87,411
Hudson	117,031	11.8	10,916	24,554	81,561
Hunterdon	5,562	0.6	159	1,191	4,212
Mercer	32,461	3.3	1,860	6,412	24,189
Middlesex	101,081	10.2	12,933	26,703	61,445
Monmouth	54,108	5.4	5,168	11,306	37,634
Morris	35,818	3.6	5,257	11,864	18,697
Ocean	43,216	4.4	5,293	11,931	25,992
Passaic	85,634	8.6	10,118	23,022	52,494
Salem & Gloucester	27,594	2.8	2,317	4,361	20,916
Somerset	26,732	2.7	2,394	9,159	15,179
Sussex	8,792	0.9	627	1,850	6,315
Union	76,411	7.7	9,522	16,147	50,742
Warren	5,974	0.6	334	705	4,935
TOTAL	993,185	100.0	107,414	236,544	649,227